

FOR RELEASE JANUARY 29, 2018

# Sources Shared on Twitter: A Case Study on Immigration

*An analysis of 9.7 million tweets reveals that news organizations played the largest role in which content was linked to compared with other information providers*

**BY** Galen Stocking, Michael Barthel, and Elizabeth M. Grieco

**FOR MEDIA OR OTHER INQUIRIES:**

Amy Mitchell, Director, Journalism Research  
Hannah Klein, Communications Associate

202.419.4372

[www.pewresearch.org](http://www.pewresearch.org)

**RECOMMENDED CITATION**

Pew Research Center, January 2018, "Sources Shared on Twitter: A Case Study on Immigration"

## About Pew Research Center

Pew Research Center is a nonpartisan fact tank that informs the public about the issues, attitudes and trends shaping America and the world. It does not take policy positions. The Center conducts public opinion polling, demographic research, content analysis and other data-driven social science research. It studies U.S. politics and policy; journalism and media; internet, science and technology; religion and public life; Hispanic trends; global attitudes and trends; and U.S. social and demographic trends. All of the Center's reports are available at [www.pewresearch.org](http://www.pewresearch.org). Pew Research Center is a subsidiary of The Pew Charitable Trusts, its primary funder.

© Pew Research Center 2018

## Table of Contents

About Pew Research Center	2
Table of Contents	3
Sources Shared on Twitter: A Case Study on Immigration	4
1. News Organizations – especially legacy outlets – played largest role in content shared on Twitter about immigration	12
2. Most News Organizations sites linked to on Twitter in posts about immigration were created before the presidential campaign; few were found in external ‘fake news’ lists	16
3. Few sites linked to in immigration-related tweets explicitly stated a political ideology or ‘anti-establishment’ focus	18
4. Majority of tweets about immigration contained links to legacy news organizations	21
Acknowledgments	24
Methodology	25
Appendix A: Detailed tables	32

## Sources Shared on Twitter: A Case Study on Immigration

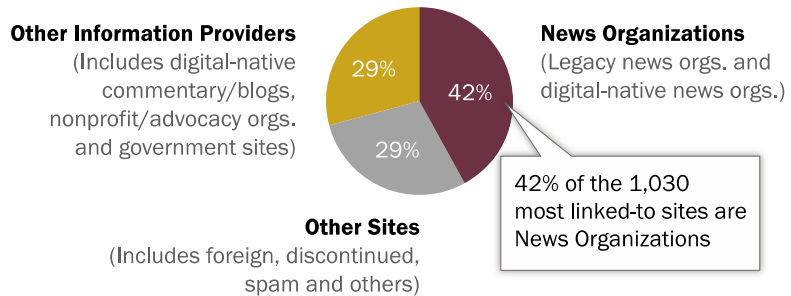
*An analysis of 9.7 million tweets reveals that news organizations played the largest role in which content was linked to compared with other information providers*

As news organizations battle charges of “fake news,” compete with alternate sources of information, and face [low levels of trust](#) from a skeptical public, a new Pew Research Center study suggests that news outlets still play the largest role in content that gets shared on Twitter, at least when it comes to one contentious issue in the news: immigration.

The study, which aimed to better understand the types of information sources that users on one popular social media platform may see about a major national policy issue, finds that news organizations play a far larger role than other types of content providers, such as commentary or government sites. During the first month of Donald Trump’s presidency, roughly four-in-ten of the 1,030 most linked-to sites in immigration-related tweets (42%) were outlets that purport

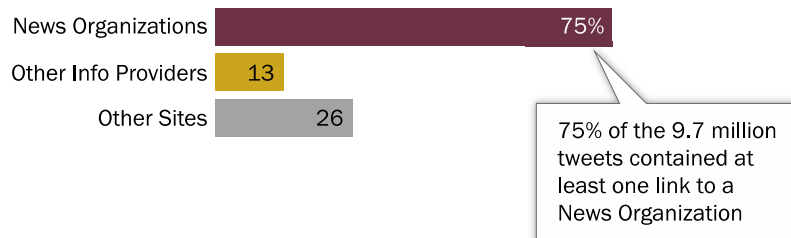
### News Organizations made up about four-in-ten of most linked-to sites in immigration-related tweets

*% of sites most linked to in tweets about immigration that fall into each category*



### And the majority of tweets contained links to them

*% of tweets about immigration that contained a link to at least one site in each category*



Note: N=1,030 sites. N=9,737,075 tweets. Foreign sites are those based outside the U.S. or Europe or that primarily publish in a language other than English. Proportion of tweets adds up to more than 100 because tweets can link to more than one site.

Source: Pew Research Center analysis of English-language tweets about immigration containing at least one external link that were posted between Jan. 20-Feb. 20, 2017. “Sources Shared on Twitter: A Case Study on Immigration”

PEW RESEARCH CENTER

to do original reporting – what the study refers to as the *News Organizations* category. And the prominent role these sites played becomes even greater when looking at the frequency with which they were shared: Fully 75% of the tweets during this time period linked to *News Organizations*.

The study also finds little clear evidence that “fake news” sites were a major factor in the information stream on Twitter around immigration. Overall, just 2% of the sites catalogued in the study appeared on at least one of three external lists of “fake news” sites, and the vast majority of sites classified as *News Organizations* were established at least a year before the 2016 election, suggesting they were not created solely for influence during the election.

While the study does not directly address the broader question of “fake news” entities’ influence on the public, or examine who is sharing what types of sites, it does shed light on the degree to which consumers are exposed to different types of information providers on a policy issue debated in the news.

### **Immigration as a case study**

The focus of this analysis is tweets about immigration, a subject chosen because of its key role in news during the first month of Trump’s presidency. Between Jan. 25-27, 2017, Trump signed a series of executive orders that altered federal rules around immigration. Most notably, this included the [executive order](#) that restricted entry to the U.S. by people from certain countries. In the following days, protests erupted across the country, particularly at airports where the status of some international travelers subject to the executive order was unclear. A few weeks later, on Feb. 9, 2017, the 9<sup>th</sup> U.S. Circuit Court of Appeals blocked enforcement of this executive order. A revised version of the administration’s immigration order is still pending before the U.S. Supreme Court.

Researchers found that this topic received considerable attention on Twitter – more than 20 million tweets that matched [immigration-related keywords](#) were posted from Jan. 20-Feb. 20, 2017, the first month of the Trump presidency; 11.5 million of these tweets had links to external sources and were the focus of this analysis.

### **Terminology/Attributes measured**

- **Broad category and specific grouping:** The different kinds of sites linked to in immigration-related tweets were grouped into three broad categories: 1) *News Organizations*, which include legacy and digital-native news organizations; 2) *Other Information Providers*, which include digital-native commentary/blogs, nonprofit/advocacy organizations, government institutions/public officials, digital-native

aggregators and academic/polling sites; and 3) *Other Sites*, which include consumer products and internet services sites, foreign/non-English sites, spam sites, discontinued sites, content delivery tools, celebrity/sports/parody/satire sites, and other sites.

- **News Organizations** (category): Sites in this category all showed evidence of original reporting (such as interviews, eyewitness accounts or referral to source documents) in the top five most linked-to articles on Twitter during this time period and the top five articles on their homepage when coding.
- **Other Information Providers** (category): Sites in this category were focused on current events or public affairs information but are not news organizations.
- **Other Sites** (category): Sites in this category did not provide current events information or else could not be coded.
- **Age:** The date the site began posting content. This variable was coded for those established before or after Jan. 1, 2015, to capture sites that were created before the 2016 election season.
- **Self-described ideology:** A site’s specified ideology or partisanship – as stated on its “about” page, the about sections of associated social media profiles (any social media profile linked to on the about page of the site was included, with most sites linking to both their Facebook and Twitter accounts) or in interviews with site founders – was grouped into three broad categories: 1) liberal, including Democratic and progressive, 2) conservative, including Republican and 3) no self-identified ideology.
- **Establishment orientation:** A site’s specified orientation toward the media or political establishment, as stated on its “about” page or associated social media profiles. Sites that say, for example, that they are “exposing the lies of the media” or “taking the fight to the political establishment” are categorized as anti-establishment.

To gain some purchase on the kinds of sources being shared in the “Twitterverse” around the contentious issue of immigration, researchers identified all tweets on the topic of immigration during the first month of the Trump administration, Jan. 20-Feb. 20, 2017, and then focused on the 11.5 million tweet subset that included at least one external link. Any site that was linked to at least 750 times during this period was included in the study. This resulted in a list of the 1,030 sites most frequently referenced during a month-long Twitter discussion around immigration (these sites were linked to in 9.7 million tweets).

The analysis reveals that legacy and digital-native news organizations – entities that show evidence of original reporting in their most prominent articles – represented about four-in-ten of the most commonly linked-to sites (42%). And legacy news organizations accounted for twice as many sites as digital-native news organizations: 28% of all sites compared with 14%, respectively.

Another roughly three-in-ten sites (29%) linked to during this time are a mix of sites in the category of *Other Information Providers*, which are focused on current events and public affairs, such as nonprofit/advocacy organizations, digital-native commentary/blog sites or government sites.

Finally, another nearly three-in-ten sites (29%) were not clearly current events oriented, classified as *Other Sites* in this study. These constitute such entities as consumer product companies, foreign/non-English sites, and discontinued or spam sites. (Full definitions of each site category and grouping are available in [Chapter 1](#)).<sup>1</sup>

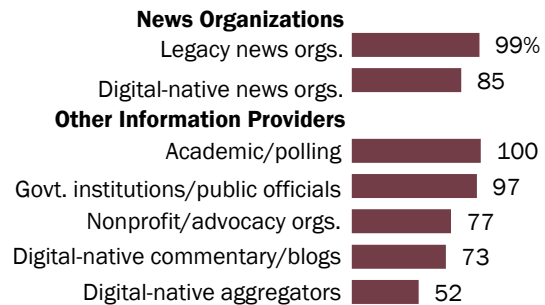
Although verifying the accuracy of all reporting was beyond the scope of this study, researchers found that few of the 1,030 sites carry the attributes of sites generally identified as publishers of “made-up” political news. First, only 18 sites – just 2% of all sites included in this study, including those that have since been discontinued – were found on at least one of three widely circulated “fake news” lists created by external organizations ([BuzzFeed](#), [FactCheck.org](#) and [Politifact](#)).<sup>2</sup> These sites tended to be either digital-native commentary/blogs (eight sites) or digital-native news organization sites (six sites).

Second, the large majority of the sites in the *News Organizations* category (94%) were created before Jan. 1, 2015, a cut-off date selected to identify sites created before the 2016 election campaign began since post-2016 election [reporting](#) identified many “fake news” sites as having been created during the lead-up to the election season. This includes nearly all legacy news organizations (99%) and the vast majority of digital-native news organizations (85%).

Even sites in the *Other Information Providers* category tended to be older: Virtually all academic/polling (100%) and government institution/public official (97%) sites were created

## Majority of News Organizations linked to in immigration-related tweets were created before 2015

% of sites in each grouping founded before January 2015



Note: N=730 sites.

Source: Pew Research Center analysis of English-language tweets about immigration containing at least one external link that were posted between Jan. 20-Feb. 20, 2017.

“Sources Shared on Twitter: A Case Study on Immigration”

PEW RESEARCH CENTER

<sup>1</sup> Foreign/non-English sites are those based outside the U.S. or Europe or that primarily publish in a language other than English.

<sup>2</sup> The Politifact, BuzzFeed and FactCheck.org lists were selected because they met the criteria of having staff from these organizations directly evaluate the content of each website included rather than compiling them from other existing lists. Additionally, these lists were cited in [media reports](#) as reputable sources of information or were part of fact checking initiatives, such as the [Facebook fake news initiative](#).

before 2015, as were at least seven-in-ten nonprofit/advocacy organizations (77%) and digital-native commentary/blog sites (73%). The one grouping to have a more even mix of older and younger sites is digital-native aggregators – those who compile and distribute content created by others (52% were created before Jan. 1, 2015, and 48% since then).

Further, to get a sense of the degree to which the most linked-to content providers outwardly specified an ideological orientation, an analysis of the “about” pages on the official websites and social media profiles of sites in the *News Organizations* and *Other Information Providers* categories found that just 14% of these sites clearly specify a conservative or liberal ideological orientation. Even fewer sites stated that their mission is to produce news and information not being covered by traditional media or politicians – which researchers coded as “anti-establishment orientation.” Sites that explicitly include this language may be attempting to position themselves as outside traditional media organizations or the political establishment; for example, Raw Story’s Facebook page says they offer “stories often ignored in the mainstream media.” Only 8% of sites in the *News Organizations* and *Other Information Providers* categories – 57 sites in all – include this type of language.



## Legacy news outlets among most frequently shared sites in tweets

Looking at the data another way – by the sites that appeared most frequently in tweets – underscores the prominent role news organizations played in this discussion. While sites in the *News Organization* category comprised 42% of the sites most linked to on Twitter, 75% of the tweets in this study contained links to them. Furthermore, 56% of tweets contained links to legacy news organizations – such as print or broadcast organizations – about three times as many as contained links to digital-native news organizations (19% of tweets). In other words, while the primary analysis treats all 1,030 sites that met the threshold of 750 tweets with equal weight, some sites were linked to far more than 750 times while others were closer to that cutoff. Looking at the frequency of shares, then, identifies which site groupings in this mix – as well as which individual sites – were the most prominent in the Twitter conversation about immigration. In this analysis, *News Organizations* was both the largest category of sites and had an outsized role in what traveled through Twitter.

Additionally, about one-in-ten tweets (13%) [contained links to sites](#) in the *Other Information Providers* category, while about a quarter of tweets (26%) contained links to sites in the *Other Sites* category.

Looking at the individual sites, two legacy news organizations – The New York Times and The Hill (7% each) – were among the most commonly shared in this study, as well as CNN (4%), The Washington Post (4%) and Fox News (3%).<sup>3</sup>

---

### On Twitter, the most shared news and current events sites about immigration tended to be legacy news organizations

*Tweets that contained links to ...*

	%	# in thousands
nytimes.com	7	689
thehill.com	7	688
cnn.com	4	429
washingtonpost.com	4	371
foxnews.com	3	304
independent.co.uk	3	300
reuters.com	2	227
google.com	2	207

Note: N=9,737,075 tweets. N=1,030 sites. Sites in the “content delivery tools” grouping are not displayed here because the domain of the full links could not be determined. Source: Pew Research Center analysis of English-language tweets about immigration containing at least one external link that were posted between Jan. 20- Feb. 20, 2017.

“Sources Shared on Twitter: A Case Study on Immigration”

PEW RESEARCH CENTER

---

<sup>3</sup> Researchers followed links from content delivery mechanisms like link shorteners and coded the destination site appropriately if the link was still active when analysis was conducted in summer 2017; those that are no longer active are included in the content delivery tools grouping under the *Other Sites* category.

These are some of the findings from a new Pew Research Center analysis of all English-language tweets about immigration with external links posted in the 32 days following President Trump's inauguration – Jan. 20–Feb. 20, 2017. That amounted to 11.5 million tweets.

Researchers organized all the links according to the main entity (website domain or social media page, both of which are referred to as sites) in the link.<sup>4</sup> All sites linked to at least 750 times during those 32 days are included in the main data set for analysis, which amounts to a final sample of 1,030 sites shared in 9.7 million tweets.

A team of in-house coders classified each of these 1,030 sites into 14 specific groupings under three broad categories: *News Organizations*, *Other Information Providers* and *Other Sites*. Researchers conducted additional analysis on sites in the first two categories: *News Organizations* and *Other Information Providers* (sites in the *Other Sites* category

## How Pew Research Center studied tweets about immigration from the first month of Trump's presidency



### 11.5 million tweets

about immigration (in English) that contained external links



### 1,030 sites

linked to in at least 750 tweets



### 9.7 million tweets

contained at least one link to one of the 1,030 sites



### 3 broad categories and 14 specific groupings

were used to organize the 1,030 sites

#### BROAD CATEGORIES

##### NEWS ORGS.

- Legacy news organizations
- Digital-native news organizations

##### OTHER INFO PROVIDERS

- Digital-native commentary/blogs
- Nonprofit/advocacy organizations
- Government institutions/public officials
- Digital-native aggregators
- Academic/polling

##### OTHER SITES

- Consumer products and internet services
- Foreign/non-English
- Spam
- Discontinued
- Content delivery tools
- Celebrity, sports, parody/satire
- Other



Sites in these categories were studied more extensively

Source: Pew Research Center analysis of English-language tweets about immigration containing at least one external link that were posted between Jan. 20–Feb. 20, 2017. "Sources Shared on Twitter: A Case Study on Immigration"

PEW RESEARCH CENTER

<sup>4</sup> Specifically, researchers reduced links to their domain names and consolidated links from the same domain. For example, both [www.cnn.com](http://www.cnn.com) and [edition.cnn.com](http://edition.cnn.com) were combined into [cnn.com](http://cnn.com).

were not coded for additional analysis because most of the sites were not focused on news or current events).

It is important to keep in mind that this is an analysis of one social media site that measures the presence of different types of external sources rather than who shares them (whether different types of users or bots), who receives them, or the influence these sites may have on different parts of the public. Instead, this analysis examines the types of sites that a user may encounter on Twitter. Indeed, [past Pew Research Center findings](#) reveal that certain established legacy news outlets can carry more weight among distinct political groups. Nonetheless, the analysis sheds light on an important area of concern that emerged in the months following the 2016 presidential election: the presence and role of alternative information providers, particularly around debated issues in the news.

While these findings do not directly address broader questions of “made-up” news sites’ ability to influence opinion among certain parts of the public, or the larger impact of the ease of publishing and promoting content on the web, they do help put the role of these types of entities and the implications of this environment into some perspective.

# 1. News Organizations – especially legacy outlets – played largest role in content shared on Twitter about immigration

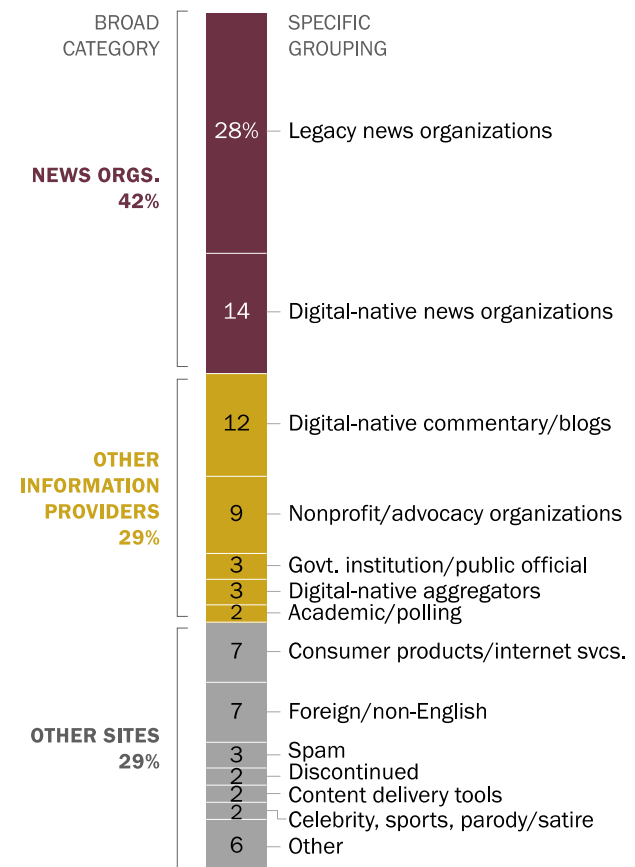
The internet’s anonymity and ease of publishing have allowed new voices to enter into debates over contentious issues. Yet in an era of polarized news choices, alternative facts and concern over “fake news,” it is not always clear which sources play the largest role in the debate. To help answer this question, the Center examined the information sources posted on Twitter about immigration during the first month of the Trump administration.

This study examined the most frequently appearing sites out of those linked to in all tweets about immigration during this time period. There were 1,030 different sites linked to in at least 750 tweets, which became the threshold for consideration in this study. These sites are organized into 14 mutually exclusive specific groupings and three broad categories: *News Organizations*, *Other Information Providers* and *Other Sites*.<sup>5</sup>

Most striking, sites in the *News Organizations* category – those that show evidence of publishing original reporting, such as interviews, eyewitness accounts or references to source documents in their top five most linked-to articles or the top five articles on their homepage – accounted for the largest proportion of these 1,030 sites (42%). And the legacy news organizations

## News Organizations made up about four-in-ten of most linked-to sites in immigration-related tweets

% of sites linked to in immigration-related tweets in each category and grouping



Note: N=1,030 sites. Foreign sites are those based outside the U.S. or Europe or that primarily publish in a language other than English. Source: Pew Research Center analysis of English-language tweets about immigration containing at least one external link that were posted between Jan. 20-Feb. 20, 2017.

“Sources Shared on Twitter: A Case Study on Immigration”

PEW RESEARCH CENTER

<sup>5</sup> In this study, [pewresearch.org](http://pewresearch.org) met the threshold of being linked to in at least 750 tweets and was included in the nonprofit/advocacy organization grouping within the *Other Information Providers* category. It was not linked to in enough tweets to be broken out separately as one of the 15 most shared sites.

grouping accounted for twice as many sites as the digital-native news organizations grouping: 28% of all sites in this study compared with 14%, respectively. Almost three-in-ten are included in the *Other Information Providers* category (29%), predominantly the digital-native commentary/blogs (12%) and nonprofit/advocacy organizations (9%) groupings. A final 29% fell into the *Other Sites* category, including links to sites that no longer exist as well as consumer product entities, spam or other types of sites.

Below are the descriptions of each broad category and specific grouping.

### **News Organizations: 42%**

Roughly four-in-ten of all sites (42%) fell into the *News Organizations* category. Sites in this category all show evidence of original reporting (such as interviews, eyewitness accounts or referrals to source documents) in the top five most linked-to articles on Twitter during this time period and the top five articles on their homepage when coding. Two groupings make up this category:

**28%** *Legacy news organizations:* Any news organization that was not “born on the web,” including print newspapers and television and radio broadcasting organizations. These news organizations include outlets like The New York Times, CNN and Fox News.

**14%** *Digital-native news organizations:* Any news organization that was “born on the web,” meaning their inaugural content was published online (even if they later also published broadcast or print content), and that publishes news about current events. This grouping includes politically focused news sites like Breitbart, Politico and ThinkProgress, as well as more general-interest news sites like The Huffington Post (now HuffPost) and Yahoo News.

### **Other Information Providers: 29%**

Almost three-in-ten (29%) sites were in the *Other Information Providers* category, which includes sites focused on current events or public affairs information. It contains five groupings:

**12%** *Digital-native commentary/blog sites:* Sites that produce original content but do not show any evidence of original reporting in the top five most linked-to articles on Twitter during this time period and the top five articles on their homepage when coding. This grouping includes sites like Truthfeed, The American First and Zero Hedge.

- 9% *Nonprofit/advocacy sites:* Includes research organizations such as Cato Institute, broad advocacy organizations like the American Civil Liberties Union (ACLU) and immigration-focused organizations like America’s Voice.
- 3% *Government institution or public official sites:* Includes those such as whitehouse.gov or Sen. Elizabeth Warren’s YouTube page.
- 3% *Digital-native aggregator sites:* Includes sites that do not produce original content but link to content produced elsewhere. This grouping includes sites like SnappyTV, Apple News and Drudge Report.
- 2% *Academic/polling sites:* Includes academic organizations, universities and their research centers, such as Cornell University or The University of Pennsylvania, and polling sites such as Public Policy Polling or Rasmussen Reports. Wikipedia is also defined as an academic/polling site.

**Other Sites: 29%**

The remaining sites did not provide current events information or could not be coded due to reasons detailed below. There were seven types of sites in this broad category that, when combined, accounted for almost three-in-ten (29%) of all sites.

- 7% *Consumer products and internet services sites:* Includes online shopping sites such as eBay.com, internet services like google.com, and file sharing sites like documentcloud.org. It also includes some companies that became part of the discussion about immigration like 84 Lumber, whose [Super Bowl ad](#) was perceived to be about immigration policy.
- 7% *Foreign/non-English sites:* Includes those that do not primarily publish English-language content or are produced outside of the United States or Europe. Several Indian sites, such as indiatimes.com and NDTV, are included in this grouping as well as sites from Israel (such as Haaretz), Australia (abc.net.au) and several other countries.
- 3% *Spam sites:* Includes sites such as potusnewss.ml that redirected to purely advertising content that did not reflect any site branding when analysis was conducted.

- 2%** *Discontinued sites:* Includes sites such as [magasupporters.us](http://magasupporters.us) that did not load when analysis was conducted.
- 2%** *Content delivery tools:* Includes sites such as [bit.ly](http://bit.ly) and [dlvr.it](http://dlvr.it), which provide access to other forms of content. This category only includes links whose final destination could not be reached at the time of analysis.
- 2%** *Celebrity, sports or parody/satire sites:* Includes celebrity-focused sites like People, sports sites like Bleacher Report and satire sites like The Onion.
- 6%** *Other sites:* These sites are those that did not fit into any of these groupings. These included tech and music sites that did not feature current events, forum discussion channels and a variety of video streaming sites.

## 2. Most News Organizations sites linked to on Twitter in posts about immigration were created before the presidential campaign; few were found in external ‘fake news’ lists

Following the 2016 election, news emerged that some sites were looking to seize public attention by publishing completely “made-up” or misleading information – from inaccurate stories about [Pope Francis endorsing Trump](#) to [claims](#) that a Washington pizzeria was being used by members of the Clinton campaign for child prostitution to sites that mimic popular news sites for parody or satire.

Defining what is or is not “fake news” or which sites in this list publish “made-up” or misleading information is outside the scope of this report. But, researchers took two steps to provide a window into the portion of sites that contain attributes associated with misinformation or have been previously identified as publishing this kind of information.

First, many of the “made-up” news publications identified by external organizations following the election [were found](#) to have been newly created. As such, researchers coded all sites in the *News Organizations* and *Other Information Providers* categories for whether they were created before or after Jan. 1, 2015.

The vast majority of sites in the *News Organizations* category were older, more established brands created prior to 2015. Nearly all legacy news organizations (99%) were older, as were a majority of digital-native news outlets (85%).

The sites in the *Other Information Providers* category also tended to be older. Virtually all academic/polling sites (100%) and government institution/public official sites (97%) were created before 2015, as were at least seven-in-ten nonprofit/advocacy organizations (77%) and digital-

### Majority of News Organizations linked to in immigration-related tweets were created before 2015

% of sites in each grouping founded before January 2015



Note: N=730 sites.

Source: Pew Research Center analysis of English-language tweets about immigration containing at least one external link that were posted between Jan. 20-Feb. 20, 2017.

“Sources Shared on Twitter: A Case Study on Immigration”

PEW RESEARCH CENTER



native commentary/blog sites (73%). The one site grouping to have a more even mix of older and younger sites is digital-native aggregators – those who compile and distribute content created by others (52% were created before 2015 and 48% since then).

Second, researchers compared the sites found in this analysis to those published in lists by external organizations. To do so, the Center created a combined list of 468 websites by merging relevant “fake news” lists produced by [BuzzFeed](#), [FactCheck.org](#) and [Politifact](#). These lists were selected because they met the criteria of having staff from these organizations directly evaluate the content of each website included rather than compiling them from other existing lists. Additionally, these lists were cited in [media reports](#) as reputable sources of information or were part of fact checking initiatives, such as the [Facebook fake news initiative](#).

Only 18 of all 1,030 sites included in this study (2%) overlapped with the sites in these lists. These were most commonly either digital-native commentary/blog sites (eight sites) or digital-native news organization sites (six sites). These sites were split about equally between those that were created before and after Jan. 1, 2015.

### 3. Few sites linked to in immigration-related tweets explicitly stated a political ideology or ‘anti-establishment’ focus

Another question around the mix of information providers available on the web today is outward political alignment: the degree to which sources align themselves directly with a particular party or ideological agenda. To help answer this question, researchers examined whether each site in the *News Organizations* and *Other Information Providers* categories labeled themselves as conservative or liberal and whether each described itself as a producer of news that is not typically offered by mainstream sources.

Based on language appearing in the “about” sections of sites’ websites and social media profiles,

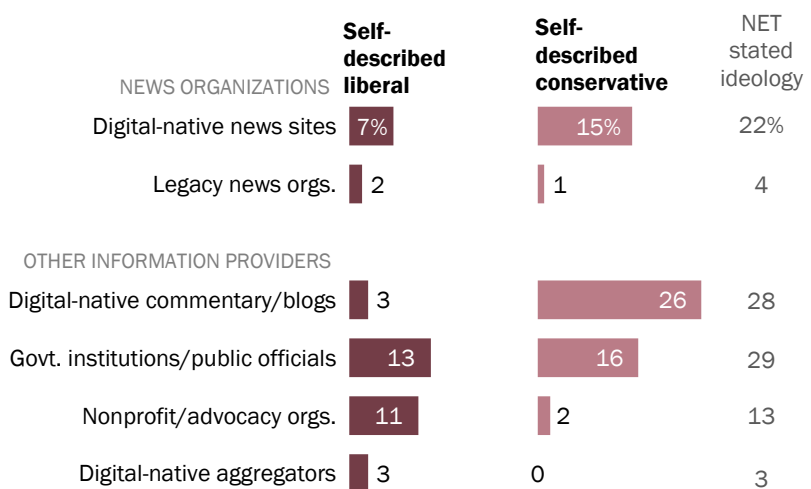
few of the sites linked to in tweets about immigration during the early days of the Trump administration explicitly specified a liberal or conservative ideology.

Just 14% of the sites examined declare either ideology. Sites are about equally as likely to specify their ideology to be conservative (9%) as they are liberal (5%).

Within the *News Organizations* category, legacy news organizations are the least likely to declare an ideological orientation for their content – just 4% overall, with an even split between those who

#### Digital-native commentary/blog sites linked to in immigration-related tweets more likely to declare a conservative ideology than other current events sites

% of sites in each grouping with each ideological identification



Note: N=730 sites. There were no academic/polling sites that described themselves as ideologically liberal or conservative. The combined individual values may not equal net values due to rounding.

Source: Pew Research Center analysis of English-language tweets about immigration containing at least one external link that were posted between Jan. 20-Feb. 20, 2017. “Sources Shared on Twitter: A Case Study on Immigration”

PEW RESEARCH CENTER

specify either a conservative (1%) or a liberal (2%) ideology.<sup>6</sup> In contrast, roughly two-in-ten digital-native news organizations (22%) specified an ideological orientation, and these sites were about twice as likely to declare a conservative (15%) as liberal (7%) ideology.

For example, on its Facebook page, Politicus USA, a digital-native news organization, says it “brings you news, political commentary & analysis from a liberal point of view.” Similarly, digital-native news organization Conservative Review claims on its Facebook page that its “mission is to create a world-class community of conservatives, by conservatives, and for conservatives.”

The ideological divide among sites in the *Other Information Providers* category also varied among site groupings. About three-in-ten government institution/public official sites (29%) and digital-native commentary/blog sites (28%) specified their ideological orientation. But while government sites were roughly evenly split between conservative (16%) and liberal (13%) self-orientation, the digital-native commentary/blog sites linked to in this study were far more likely to identify as conservative (26%) than liberal (3%). Nonprofit/advocacy organization sites (13% of which identified their ideology) were the only grouping in which sites are more likely to identify as liberal (11%) than conservative (2%).

Those sites in the government institutions/public officials grouping that declared their ideology were often those of a politician or political party, like the Facebook pages for U.S. Senate Democrats or President Trump. Those in this grouping that did not typically specify an ideology were government agencies, such as the Department of Homeland Security or the New York state government. The nonprofit/advocacy organizations that listed their ideology were often associated with broader partisan causes, such as Occupy Democrats or TeaParty.org.

---

<sup>6</sup> The combined individual values for self-described ideology may not equal net values due to rounding.

Researchers also examined these sites for language on their “about” page or associated social media profiles that position them as outside the traditional media and policy establishment or signal to the reader that the site is offering content that is distinct from what would be found elsewhere – that is, an anti-establishment orientation.

About one-in-ten of the sites evaluated (8%) declared an anti-establishment orientation. Digital-native sites were the most likely to do so, with 19% of digital-native commentary/blog sites and 14% of digital-native news organizations using anti-establishment language, compared with 4% of legacy news organizations.

For instance, Breitbart’s Twitter profile says it provides “news, commentary, and destruction of the political/media establishment.” Others are less direct: Raw Story, for instance, says it “focuses on stories often ignored in the mainstream media” on its Facebook page.

---

## Digital-native news and commentary/blog sites linked to in immigration related tweets more likely to be anti-establishment

*% of sites in each grouping that identify as anti-establishment*



Note: There were no academic/polling, government institutions/public officials or digital-native aggregator sites that described themselves as anti-establishment. N=730 sites. Source: Pew Research Center analysis of English-language tweets about immigration containing at least one external link that were posted between Jan. 20-Feb. 20, 2017. “Sources Shared on Twitter: A Case Study on Immigration”

PEW RESEARCH CENTER

---

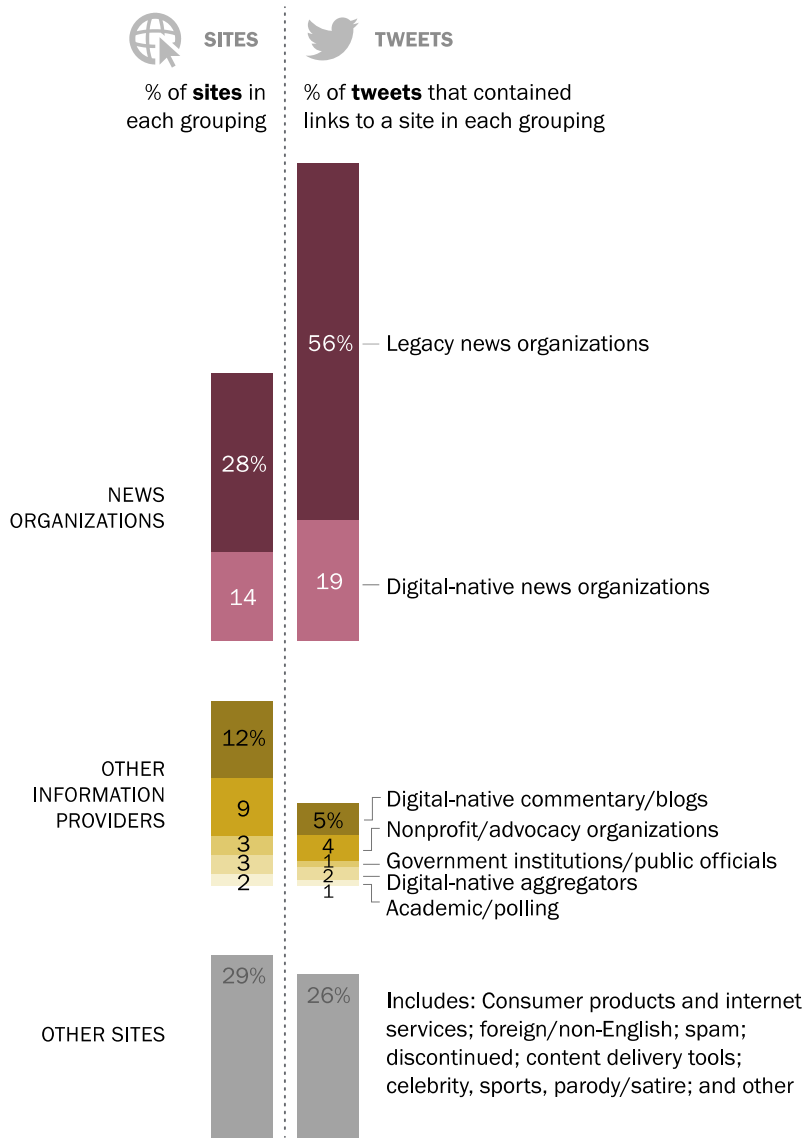
## 4. Majority of tweets about immigration contained links to legacy news organizations

The 1,030 sites linked to most in tweets about immigration can also be viewed through a different lens: the number of tweets that contained a link to each site. In other words, while the main analysis gives all 1,030 sites equal weight, some were linked to by far more than the threshold of 750 tweets, while others were closer to that cutoff. Looking at the frequency of tweets that contained links to each site, then, identifies which sites in this mix – and thereby which groupings and categories – were the most prominent on Twitter in this discussion.

A large majority, 75%, of the more than 9 million immigration-related tweets that met the threshold contained links to sites in the *News Organizations* category.<sup>7</sup> And a majority, 56%, of all immigration-related tweets contained links to legacy news organizations, while about one-in-five (19%) contained links to digital-native news organizations.

This far outweighs the impact of sites in the *Other*

### Legacy news organizations made up the greatest portion of sites, and an even greater portion of immigration-related tweets contained links to them



Note: N=1,030 sites. N=9,737,075 tweets. Proportion of tweets adds up to more than 100 because tweets can link to more than one site.  
 Source: Pew Research Center analysis of English-language tweets about immigration containing at least one external link that were posted between Jan. 20-Feb. 20, 2017. "Sources Shared on Twitter: A Case Study on Immigration"

PEW RESEARCH CENTER

<sup>7</sup> Because a tweet may include a link to more than one site, the percentage of tweets that link to sites in each grouping add up to more than 100.

*Information Providers* category – which 13% of tweets contained links to – and the *Other Sites* category – which 26% of tweets contained links to.

In this analytical lens, the role of *News Organizations* comes through even more strongly. While these sites accounted for 42% of the 1,030 sites, they appeared in 75% of the 9.7 million tweets with links. Legacy news organizations were responsible for much of this difference. While about three-in-ten sites (28%) were legacy news organizations, a majority of tweets (56%) contained links to these sites. Sites in the *Other Information Providers* category, on the other hand, had a smaller footprint. And while they made up 29% of sites, just 13% of tweets contained links to any sites in this category.<sup>8</sup>

Additionally, while just 2% of the 1,030 sites were found on external organizations' lists of "fake news" websites, the combined proportion of tweets that contained links to them was just 1% – a very small portion of this conversation during the period studied.

Looking at the individual sites, two legacy news organizations – The New York Times and The Hill (7% each) – were the most commonly shared sites during the period studied, followed by CNN (4%), The Washington Post (4%) and Fox News (3%). The Huffington Post (now HuffPost) and Breitbart were the most commonly shared digital-native news sites at 2% of tweets each.<sup>9</sup>

---

### Legacy news organizations among top shared sites in immigration-related tweets

*Tweets that contained links to ...*

	%	# in thousands
nytimes.com	7	689
thehill.com	7	688
cnn.com	4	429
washingtonpost.com	4	371
foxnews.com	3	304
independent.co.uk	3	300
reuters.com	2	227
google.com	2	207
bbc.com	2	191
abcnews.com	2	180
huffingtonpost.com	2	173
breitbart.com	2	150
bloomberg.com	1	142
politico.com	1	140
snappytv.com	1	130

Note: N=9,737,075 tweets. Sites in the "content delivery tools" grouping are not displayed here because the links could not be determined.

Source: Pew Research Center analysis of English-language tweets about immigration containing at least one external link that were posted between Jan. 20- Feb. 20, 2017.

"Sources Shared on Twitter: A Case Study on Immigration"

PEW RESEARCH CENTER

---

<sup>8</sup> In this study, [pewresearch.org](http://pewresearch.org) met the threshold of being linked to in at least 750 tweets and was included in the nonprofit/advocacy organization grouping within the *Other Information Providers* category. It was not linked to in enough tweets to be broken out separately as one of the 15 most shared sites.

<sup>9</sup> Researchers followed links from content delivery mechanisms like link shorteners and coded the destination site appropriately if the link was still active when analysis was conducted in summer 2017; those links that are no longer active are included in the content delivery tools grouping under the *Other Sites* category.

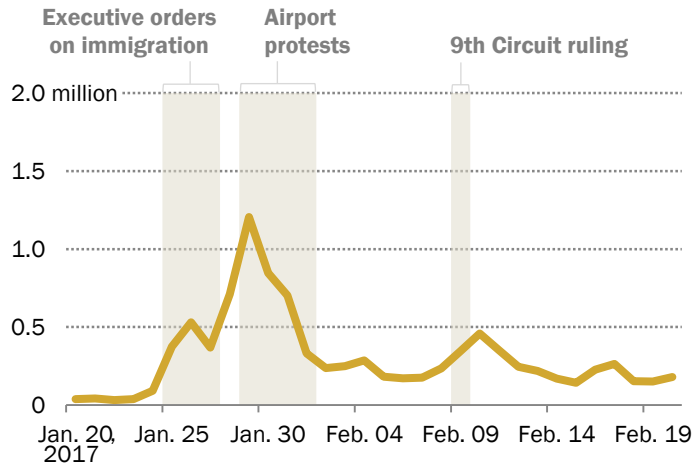
## Twitter activity peaked following Trump's executive orders

The daily rate of tweets posted about immigration during the period studied often mirrored current events. The highest volume of immigration-related tweets occurred in the days after President Trump signed several executive orders on immigration (particularly the [executive order](#) restricted entry to the U.S. by people from certain countries signed on Jan. 27, 2017) when protests took place at airports across the country. Tweets posted during this time (between Jan. 28-31) accounted for 36% of all tweets in this study.

Following the protests, Twitter activity returned to lower rates but spiked again from Feb. 9-10, when 8% of all tweets in this study were posted, in the days after the 9<sup>th</sup> U.S. Circuit Court of Appeals affirmed a lower court's decision to temporarily enjoin enforcement of the [executive order](#).

### Volume of immigration-related tweets peaked just after Trump's executive orders on immigration

Number of tweets with links on each day



Note: N=9,737,075 tweets.

Source: Pew Research Center analysis of English-language tweets about immigration containing at least one external link that were posted between Jan. 20-Feb. 20, 2017. "Sources Shared on Twitter: A Case Study on Immigration"

PEW RESEARCH CENTER

## Acknowledgments

This report was made possible by The Pew Charitable Trusts. Pew Research Center is a subsidiary of the Pew Charitable Trusts, its primary funder. This report is a collaborative effort based on the input and analysis of the following individuals.

Find related reports online at: [www.journalism.org](http://www.journalism.org).

### Primary researchers

Galen Stocking, *Computational Social Scientist*

Michael Barthel, *Research Associate*

Elizabeth Grieco, *Senior Writer/Editor*

Amy Mitchell, *Director, Journalism Research*

Nami Sumida, *Research Analyst*

### Research team

Patrick van Kessel, *Senior Data Scientist*

Sophia Fedeli, *Research Assistant*

Mason Walker, *Research Assistant*

Elisa Shearer, *Research Analyst*

Katerina Eva Matsa, *Associate Director, Research*

Erin Farrell, *Intern*

Emily Bello-Pardo, *Google Fellow*

### Editorial and graphic design

Margaret Porteus, *Information Graphics Designer*

Shannon Greenwood, *Copy editor*

### Communications and web publishing

Rachel Weisel, *Communications Manager*

Hannah Klein, *Communications Associate*

Shannon Greenwood, *Associate Digital Producer*



## Methodology

This study examines the different types of sources linked to on Twitter about a widely discussed news topic: U.S. immigration. To do this, Pew Research Center researchers analyzed the sites linked to in tweets about U.S. immigration policy and news events that were posted during the first month of the Trump administration (Jan. 20-Feb. 20, 2017). During this time period several high-profile events occurred, most notably Trump’s signing of several immigration-related executive orders, including the [order](#) that restricted entry to the U.S. by people from certain countries; the resulting protests at airports nationwide; and several court rulings that delayed the administration’s ability to enforce that order.

### Data collection

This study analyzed the 1,030 sites linked to by any of the 9.7 million immigration-related tweets included in this study. These tweets are from an original set of 11.5 million immigration-related tweets with external links; only those sites linked to in at least 750 tweets. Once collected, these sites were coded for their type. Two categories of sites – *News Organizations* and *Other Information Providers* – were also coded for age, self-described ideology and the use of anti-establishment language in their “about” section or connected social media pages (see [Content Analysis](#) for more details).

Researchers collected all tweets matching [certain immigration-related keywords](#) for analysis using the [Gnip Historical PowerTrack API](#) (Gnip API), a searchable archive of all publicly available tweets. There are four types of tweets: a basic tweet, in which a user posts some kind of content; a retweet, in which the user reposts a message posted by another user; a retweet with an additional comment, also known as a quoted tweet; and a reply, in which a user replies to another tweet. All four types of tweets can include a link that directs the user to a site (i.e., a website or social media page/channel) outside of Twitter. This analysis includes tweets from each of the four tweet types that included a link.

### Selecting tweets about immigration

Tweets were collected from the Gnip API using a set of keywords related to the immigration debate in the United States. This included general terms related to immigration as well as specific issues such as the proposed border wall, sanctuary cities and the so-called “Dreamers” (immigrants brought to the United States as children). The final set of keywords was developed iteratively, with analysts testing different combinations of keywords to include as much relevant content as possible while minimizing the inclusion of irrelevant content. The analysis included tweets with keywords following five parameters below:

- Contains at least one of the following: “Muslim ban,” “travel ban,” “CBP,” “border patrol,” “#NoBan,” “#NoBanNoWall,” “#NoWall,” “sanctuary city,” “sanctuary cities,” “sanctuary church” or “Day Without Immigrants”
- Contains either “fence” or “wall”; **and** at least one of the following: “Trump,” “Mexico,” “border” or “Mexican”; **but does not** contain any of the following: “Wall Street,” “on the fence” or “Israel”
- Contains at least one of the following: “detain,” “detained” or “questioned”; **and** at least one of the following: “airport,” “airports,” “customs,” or “border”
- Contains at least one of the following: “non-citizen,” “noncitizen,” “green card,” “asylum,” “permanent resident,” “H-1B,” “undocumented,” “-deport-,” “-migra-,” “-criminal alien-” or “-dream-”; **and** at least one of the following: “Trump,” “-presiden-,” “USA,” “US,” “U.S.,” “U.S.A.,” “-America-,” “Washington,” “White House,” “-Mexic-,” “-protest-,” “-demonstra-,” “order,” “ban,” “judge,” “court” or “ruling”
- Contains at least one of the following: “non-citizen,” “noncitizen,” “green card,” “asylum,” “permanent resident,” “H-1B,” “undocumented,” “-deport-,” “-migra-,” “-criminal alien-,” or “-dream-”; **and** at least one of the following: “circuit,” “emergency stay,” “-appeal-,” “EO,” “pause,” “moratorium,” “90 day,” “90-day,” “-vett-,” “vote,” “-voter-,” “voting,” “sanctuary,” “National Guard,” “ICE,” “DHS” or “DOJ”

The Gnip API supports partial keyword matching (i.e. matching just a portion of a word). For example, “-migra-” matches “migration,” “migrate” and “immigration.” The Gnip API is also case-insensitive, so the keyword phrase “White House” matches both “White House” and “white house.” The API also can ignore punctuation, which is helpful when dealing with Twitter’s hashtags. For example, the keyword “Trump” will match tweets that contain the exact keyword, along with tweets that contain “#Trump,” “Trump!” and any other punctuation or symbols (but not numbers or letters) preceding or following the keyword.

The Gnip API returned over 20 million tweets matching the keyword parameters listed above.

Even with these search parameters in place, off-topic tweets still made their way into the dataset, prompting researchers to apply a series of additional parameters to remove these irrelevant tweets. The following rules were added to do so:

- Removed any tweets in which the only mention of “dream” is in a user name (preceded by an @ symbol) that is contained within the tweet text
- Removed any tweets containing any of the following: “Chasing Your Dream Radio,” “CIA Memorial,” “American Horror Story,” “Wall St-” or “on the fence”

Finally, because this study analyzed the external sites linked to in tweets, researchers removed any tweets that did not contain any links to sites outside of Twitter.

After applying these rules, the dataset included 11.5 million tweets.

### **Extracting links**

The Gnip API stores external links in different ways depending on the type of tweet that contained the link. To extract these links from the data for analysis, researchers developed and ran a Python script that searched the Gnip data for any links in all tweets.

For a variety of reasons, it is common for Twitter users to use link shorteners. Common link shorteners include bit.ly, ow.ly and an assortment of site-specific shorteners (for instance, Pew Research Center uses the shortener pewrsr.ch).

The Gnip API stores both the shortened and expanded link for basic tweets, while it only stores the shortened link for most other tweet types. Once researchers extracted all links from each tweet, they then used a script to follow all of these links (the equivalent of clicking on a link) in order to identify the final link. If both the shortened and expanded links routed to the same webpage, the expanded link was saved and the shortened link was discarded. In some cases, the original link could not be determined from the shortened link because the shortened link had expired or it was otherwise unclear where the shortened link originally pointed. These are captured in the content delivery tools grouping under the *Other Sites* category.

Researchers then extracted the domains from all collected links. For example, “nytimes.com” is the extracted domain from the link [www.nytimes.com/2017/01/26/us/politics/mexico-wall-tax-trump.html](http://www.nytimes.com/2017/01/26/us/politics/mexico-wall-tax-trump.html). A single tweet can contain multiple links and, therefore, be counted twice if those links point to different domains. If a tweet contained multiple links to an individual domain, researchers counted the tweet/domain pair only once.

After these verification and link extraction steps, the dataset included 11.5 million tweets, 54,320 domains and 55,462 identifiable social media pages/channels or discussion forum groups.

### **Determining which sites to include in this study**

Because many sites had just a few tweets linking to them, and therefore likely did not play a large role in the Twitter conversation, researchers only included sites that were linked to in at least 750 tweets. This resulted in 1,030 sites (website domains and social media pages/channels), which were included in 9.7 million tweets or about 85% of all tweets in the dataset.<sup>10</sup>

Even after limiting the dataset to just those sites with 750 tweets, reaching this final dataset required several additional validation steps.

---

<sup>10</sup> In this study, [pewresearch.org](http://pewresearch.org) met the threshold of being linked to in at least 750 tweets and was included in the nonprofit/advocacy organization grouping within the *Other Information Providers* category. It was not linked to in enough tweets to be broken out separately as one of the 15 most shared sites.

First, researchers consolidated any related subdomains (such as [edition.cnn.com](#)) or site-specific link shorteners with at least 750 tweets into a single site. For instance, the dataset included both [bbc.co.uk](#) and [bbc.com](#), which were consolidated under [bbc.com](#) with the sum of the links to both sites. The same process was also applied to several site-specific shorteners (such as [pewrsr.ch](#), which is a shortener for [pewresearch.org](#)) that had not redirected in previous link expansion steps. For instance, if 1,000 tweets linked to [pewrsr.ch](#), this link shortener was removed from the dataset and the number of tweets that linked to [pewresearch.org](#) was increased by 1,000. This validation step affected 96 sites.

Second, researchers analyzed the links to social media, discussion forums and other platforms for user-generated content to distinguish between the platforms' different pages. If a social media page, such as a YouTube channel, Facebook page or WordPress blog was linked to in more than 750 tweets, researchers included that page in the analysis. Because Reddit is focused on discussions between users instead of the comments of an individual user, analysis of that site was of subreddits. All other pages on these platforms were excluded from the dataset.

Any social media pages connected with a site already captured were removed from the dataset and their tweets were associated with the original site, as was done for link shorteners. For example, tweets that linked to Pew Research Center's Facebook page were combined with tweets that linked to [pewresearch.org](#). However, this combination only occurred if the social media page was linked to by at least 750 tweets (i.e. if Pew Research Center's Facebook page was only linked to in 100 tweets, this step was not taken).

The social media platforms and discussion forums that include one or more pages linked to by more than 750 tweets were:

- [youtube.com](#) (37 channels)
- [facebook.com](#) (30 pages)
- [wordpress.com](#) (6 blogs)
- [reddit.com](#) (5 subreddits)
- [medium.com](#) (4 publishers)
- [instagram.com](#) (3 profiles)
- [blogspot.com](#) (2 blogs)
- [linkedin.com](#) (1 profiles)

There were several social media platforms from which no page had more than 750 tweets. Additionally, there were some platforms for which researchers could not identify the social media account from the link because either the link had expired or the account could not be identified via automated means. These included [gab.ai](#), [periscope.tv](#), [pinterest.com](#), [vimeo.com](#) and [vine.co](#). Additionally, one site under [tumblr.com](#) was associated with a previously captured site.

After these validation steps, there were 1,030 sites, including social media pages, in the dataset.

## Content analysis

After collecting and validating these Twitter data, researchers conducted an additional content analysis. This analysis was performed by a team of two coders who were trained specifically for this project.

The 1,030 sites in the dataset were coded according to several variables:

- **Broad category and specific grouping** refers to the different kinds of sites that are linked to in these 9.7 million tweets. For every site, researchers visited the homepage of the site itself as well as its “about” page and any connected social media profiles. There was a total of 14 different site groupings, which are organized below into three broad categories used throughout the report:
  - 1) *News Organizations* – Legacy news organizations, digital-native news organizations
  - 2) *Other Information Providers* – Digital-native commentary/blogs, digital-native aggregators, nonprofit/advocacy organizations, government institutions/public officials, academic/polling
  - 3) *Other Sites* – Consumer products and internet services; foreign/non-English; spam; discontinued; content delivery tools; celebrity, sports and parody/satire; other sites

The following variables were only used to analyze sites in the *News Organizations* and *Other Information Providers* categories:

- **Age** refers to the date the site began posting content. This variable was coded for those established before or after Jan. 1, 2015. To code this variable, researchers evaluated any of the following: the site’s “about” page, its WHOIS information (which provides information on the individual or organization that registered the domain), the date of the first post on the site or news articles about the site’s launch.
- **Ideology** refers to a site’s self-described ideology or partisanship as stated on its “about” page, associated social media profiles or interviews with its founders, based on the following categories:
  - Liberal, including Democrats, progressives and left-leaning
  - Conservative, including Republicans and right-leaning
  - No self-described ideology

- **Establishment orientation** refers to a site’s self-described orientation toward the media or political establishment, as stated on its “about” page or associated social media pages. Sites that say, for example, they are “exposing the lies of the media” or “taking the fight to the political establishment” were categorized as anti-establishment. All other sites were categorized as not having a self-identified anti-establishment leaning.

Coders were given multiple sets of sites to evaluate during the training period. Once internal agreement on how to code the variables was established, coding of the content for the study began. The Krippendorff’s Alpha estimate for each variable is below. For each variable, this estimate is based on a minimum of 139 sites and a maximum of 241 sites (for site category/grouping).

- Site category/grouping: 0.69
- Age: 0.82
- Ideology: 0.67
- Establishment orientation: 0.72

Throughout the coding process, staff discussed questions as they arose and arrived at decisions under supervision of the content analysis team leader. In addition, the master coder checked coders’ accuracy throughout the process.

**External fake news list analysis:** Lists from three organizations – Politifact, BuzzFeed and FactCheck.org – were combined to create a single list of “fake news” websites. These lists were selected because they met the criteria of having staff from these organizations directly evaluate the content of each website included rather than compiling them from other existing lists. Additionally, these organizations were cited in [media reports](#) as reputable sources of information about fake news or were part of fact checking initiatives, such as the [Facebook fake news initiative](#).

Each of the lists are publicly available: BuzzFeed’s Fake News Sites and Ad Networks list (updated in [December 2017](#)), FactCheck.org’s list of [websites that post fake and satirical stories](#) (updated October 2017) and Politifact’s [Fake News Almanac](#) (updated November 2017). As of January 2018, Politifact’s list, with 330 websites, was the longest, followed by BuzzFeed (167 websites) and FactCheck.org (62 websites).

Pew Research Center analysts downloaded each list in November 2017 and Buzzfeed’s updated list in December 2017. After accounting for sites appearing on more than one list, the combined lists included 468 unique websites.

## Analyzing how many tweets contained links to each site

This study also included a secondary analysis that looks at the number of tweets that contained links to each of the 1,030 sites that were included in the first analysis. In this dataset, 9.7 million tweets contained links to these sites.

A tweet may contain multiple links, which can point to multiple sites or the same site multiple times. For example, a tweet could link to both The New York Times and Fox News, and both of these sites would be captured for this analysis. Accordingly, across the 9.7 million tweets, there are 12.2 million instances in which a tweet included at least one link to one of the 1,030 sites. The study simply reports the percentage of tweets that point to each site or site grouping.

## Appendix A: Detailed tables

---

### Site categories and groupings

*% of sites linked to in immigration-related tweets that fall into each category and grouping*

	%
<b>News Organizations</b>	<b>42</b>
Legacy news organizations	28
Digital-native news organizations	14
<b>Other Information Providers</b>	<b>29</b>
Digital-native commentary/blogs	12
Nonprofit/advocacy organizations	9
Government institutions/public officials	3
Digital-native aggregators	3
Academic/polling	2
<b>Other Sites</b>	<b>29</b>
Consumer products and internet services	7
Foreign/non-English	7
Spam	3
Discontinued	2
Content delivery tools	2
Celebrity, sports, parody/satire	2
Other	6

Note: N=1,030.

Source: Pew Research Center analysis of English-language tweets about immigration containing at least one external link that were posted between Jan. 20-Feb. 20, 2017.

“Sources Shared on Twitter: A Case Study on Immigration”

**PEW RESEARCH CENTER**

---



---

## Site age

*% of sites linked to in immigration-related tweets in each grouping that were founded before Jan. 1, 2015*

	%
<b>News Organizations</b>	
Legacy news organizations	99
Digital-native news organizations	85
<b>Other Information Providers</b>	
Academic/polling	100
Government institutions/public officials	97
Nonprofit/advocacy organizations	77
Digital-native commentary/blogs	73
Digital-native aggregators	52

Note: N=730. Only sites in the *News Organizations* or *Other Information Providers* categories were analyzed.

Source: Pew Research Center analysis of English-language tweets about immigration containing at least one external link that were posted between Jan. 20-Feb. 20, 2017.

"Sources Shared on Twitter: A Case Study on Immigration"

**PEW RESEARCH CENTER**

---

---

## Site self-described ideology

*% of sites linked to in immigration-related tweets that describe themselves as ...*

	%
Liberal	5
Conservative	9
Neither	86

Note: N=730. Only sites in the *News Organizations* or *Other Information Providers* categories were analyzed.

Source: Pew Research Center analysis of English-language tweets about immigration containing at least one external link that were posted between Jan. 20 -Feb. 20, 2017.

“Sources Shared on Twitter: A Case Study on Immigration”

PEW RESEARCH CENTER

---

## Site self-described ideology by grouping

*% of sites linked to in immigration-related tweets in each grouping that specify a liberal or conservative ideology*

	Liberal %	Conservative %	NET %
<b>News Organizations</b>			
Digital-native news organizations	7	15	22
Legacy news organizations	2	1	4
<b>Other Information Providers</b>			
Government institutions/public officials	13	16	29
Digital-native commentary/blogs	3	26	28
Nonprofit/advocacy organizations	11	2	13
Digital-native aggregators	3	0	3

Note: N=730. Only sites in the *News Organizations* or *Other Information Providers* categories were analyzed. The combined individual values for self-described ideology may not equal net values due to rounding.

Source: Pew Research Center analysis of English-language tweets about immigration containing at least one external link that were posted between Jan. 20-Feb. 20, 2017.

“Sources Shared on Twitter: A Case Study on Immigration”

PEW RESEARCH CENTER

---

---

## Sites' self-described orientation toward the media or the "establishment"

*% of sites linked to in immigration-related tweets that describe themselves as ...*

	%
Anti-establishment	8
Did not use anti-establishment language	92

Note: N=730. Only sites in the *News Organizations* or *Other Information Providers* categories were analyzed.

Source: Pew Research Center analysis of English-language tweets about immigration containing at least one external link that were posted between Jan. 20-Feb. 20, 2017.

"Sources Shared on Twitter: A Case Study on Immigration"

PEW RESEARCH CENTER

---

## Sites' self-described orientation toward the media or the "establishment" by grouping

*% of sites in each grouping that describe themselves as 'anti-establishment'*

	%
<b>News Organizations</b>	
Digital-native news organizations	14
Legacy news organizations	4
<b>Other Information Providers</b>	
Digital-native commentary/blogs	19
Nonprofit/advocacy organizations	4

Note: N=730. Only sites in the *News Organizations* or *Other Information Providers* categories were analyzed.

Source: Pew Research Center analysis of English-language tweets about immigration containing at least one external link that were posted between Jan. 20-Feb. 20, 2017.

"Sources Shared on Twitter: A Case Study on Immigration"

PEW RESEARCH CENTER

---

---

## Tweets pointing to sites

*% of immigration-related tweets containing at least one link to a site in each category or grouping*

	%
<b>News Organizations</b>	<b>75</b>
Legacy news organizations	56
Digital-native news organizations	19
<b>Other Information Providers</b>	<b>13</b>
Digital-native commentary/blogs	5
Nonprofit/advocacy organizations	4
Digital-native aggregators	2
Government institutions/public officials	1
Academic/polling	1
<b>Other Sites</b>	<b>26</b>
Content delivery tools	18
Consumer products and internet services	4
Foreign/non-English	2
Spam	1
Celebrity, sports, parody/satire	1
Discontinued	1
Other	1

Note: N=9,737,075.

Source: Pew Research Center analysis of English-language tweets about immigration containing at least one external link that were posted between Jan. 20-Feb. 20, 2017.

“Sources Shared on Twitter: A Case Study on Immigration”

**PEW RESEARCH CENTER**

---

---

## Tweets by day

*Number of immigration-related tweets containing at least one external link posted on ...*

Jan. 20, 2017	37,093
Jan. 21, 2017	41,572
Jan. 22, 2017	30,386
Jan. 23, 2017	37,257
Jan. 24, 2017	91,298
Jan. 25, 2017	373,753
Jan. 26, 2017	530,526
Jan. 27, 2017	367,636
Jan. 28, 2017	709,999
Jan. 29, 2017	1,204,896
Jan. 30, 2017	845,951
Jan. 31, 2017	701,623
Feb. 1, 2017	331,418
Feb. 2, 2017	237,582
Feb. 3, 2017	248,329
Feb. 4, 2017	286,819
Feb. 5, 2017	181,632
Feb. 6, 2017	170,812
Feb. 7, 2017	174,053
Feb. 8, 2017	234,340
Feb. 9, 2017	345,847
Feb. 10, 2017	458,823
Feb. 11, 2017	351,141
Feb. 12, 2017	244,104
Feb. 13, 2017	218,441
Feb. 14, 2017	168,088
Feb. 15, 2017	142,858
Feb. 16, 2017	227,253
Feb. 17, 2017	263,667
Feb. 18, 2017	151,839
Feb. 19, 2017	149,363
Feb. 20, 2017	178,676

Note: N=9,737,075.

Source: Pew Research Center analysis of English-language tweets about immigration containing at least one external link that were posted between Jan. 20-Feb. 20, 2017.

“Sources Shared on Twitter: A Case Study on Immigration”

**PEW RESEARCH CENTER**

---

---

## Most shared sites

*Tweets that contained links to ...*

	%	# in thousands
nytimes.com	7	689
thehill.com	7	688
cnn.com	4	429
washingtonpost.com	4	371
foxnews.com	3	304
independent.co.uk	3	300
reuters.com	2	227
google.com	2	207
bbc.com	2	191
abcnews.com	2	180
huffingtonpost.com	2	173
breitbart.com	2	150
bloomberg.com	1	142
politico.com	1	140
snappytv.com	1	130

Note: N=9,737,075 tweets. Sites in the “content delivery tools” grouping are not displayed here because the links could not be determined.

Source: Pew Research Center analysis of English-language tweets about immigration containing at least one external link that were posted between Jan. 20-Feb. 20, 2017.

“Sources Shared on Twitter: A Case Study on Immigration”

**PEW RESEARCH CENTER**

---